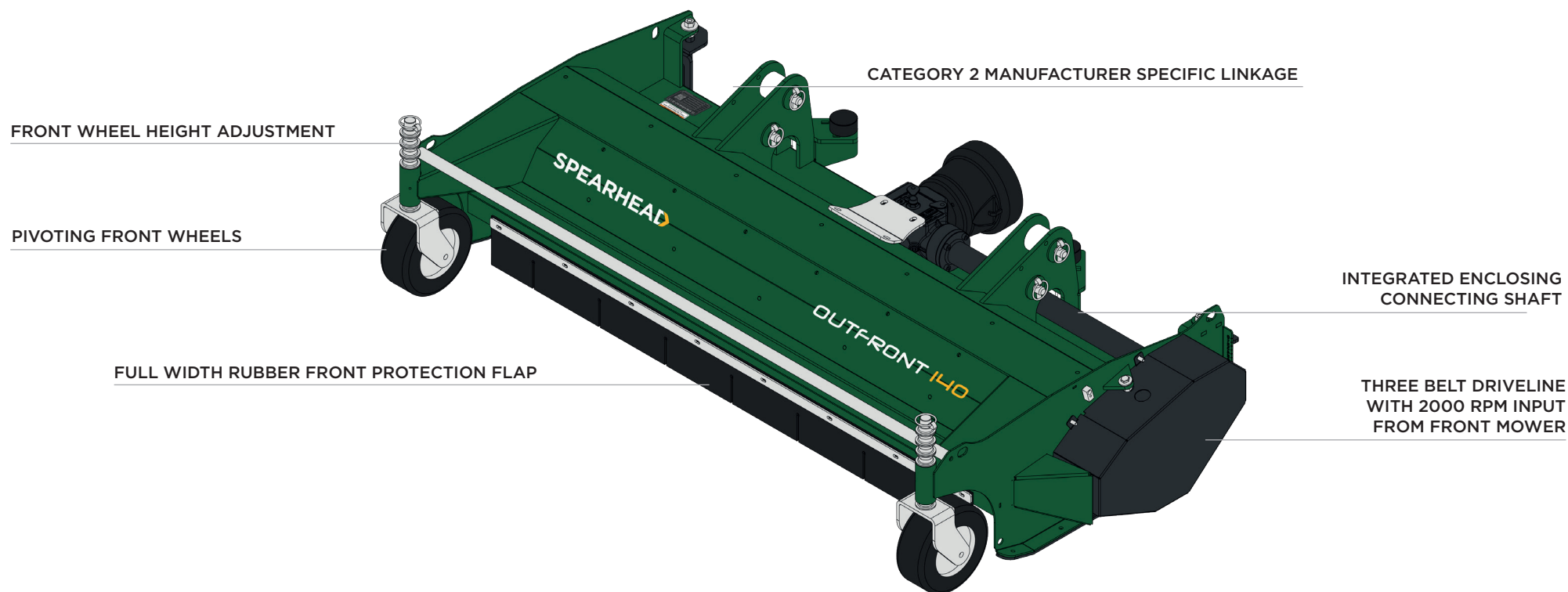










SPEARHEAD






OUTFRONT



OUTFRONT FEATURES



	 TRACTOR HP	 PTO SPEED	 TRANSPORT WIDTH	 3 POINT LINKAGE MOUNTING	 CUTTING WIDTH	 FLAIL TYPE	 NO. OF FLAILS	 CUTTING HEIGHT
OUTFRONT 140	15hp (12kW)	2000rpm	1.60m (5' 3")	✓	1.40m (4' 7")	Heavy-duty hammer flail	44	2mm - 100mm (0.8" - 4")
OUTFRONT 160	15hp (12kW)	2000rpm	1.80m (5' 11")	✓	1.60m (5' 3")	Heavy-duty hammer flail	50	2mm - 100mm (0.8" - 4")

UNIT OPTIONS	 BACK TO BACK FLAILS	 JOHN DEERE VERSION	 KUBOTA VERSION	 GIANNI FERRARI VERSION	 ISEKI VERSION
---------------------	---	--	---	--	---

COMPACT AND VERSATILE MOWING WITH A ROLLED FINISH



AGRICULTURE



PASTURE



AMENITY



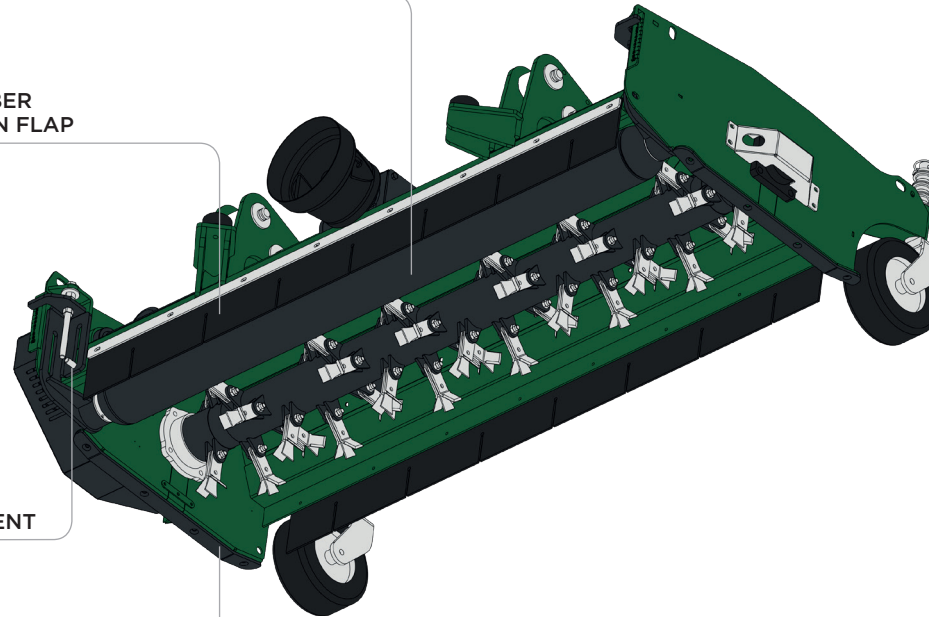
LIGHT SCRUB

114MM FULL WIDTH REAR ROLLER


FULL WIDTH RUBBER
REAR PROTECTION FLAP

REAR ROLLER
HEIGHT ADJUSTMENT

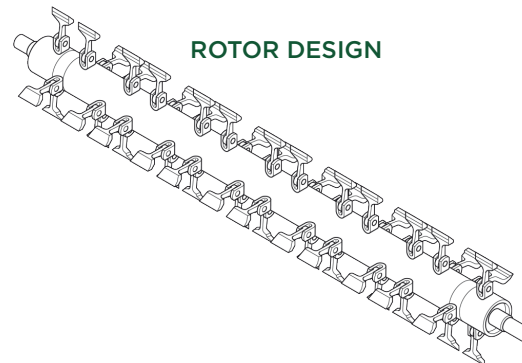
REPLACEABLE BOLT-ON SKIDS



CONSTRUCTION



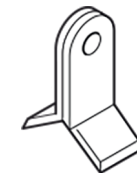
ROTOR DESIGN



FLAIL OPTIONS



HAMMER



BACK-TO-BACK (OPTION)

With its compact design and fitting options to fit a wide range of front mower manufacturers with two-point linkage, Spearhead's Outfront flail mower is the perfect machine for councils and contractors.

This compact machine creates a consistent quality finish in material up to 30mm in diameter thanks to its spiral rotor design, available in cutting widths of either 1.4 or 1.6m, fitted with standard fitment heavy-duty hammer flails. Finish is further enhanced thanks to a 4.5" rear roller.

The machine features a three belt drive transmission, easy to adjust height setting and front guide wheels — all combined to give all day long operating reliability and ease of use to the operator.

STANDARD SPECIFICATION	OUTFRONT 140	OUTFRONT 160
Machine weight	210kg (463 lbs)	250kg (551lbs)
Hitch	2-point linkage specific to carrying tractor manufacturer	2-point linkage specific to carrying tractor manufacturer
Hitch position	Front mount only	Front mount only
Cutting width	1.40m (4' 7")	1.60m (5' 3")
Overall width	1.60m (5' 3")	1.80m (5' 11")
Overall length	1.10m (3' 7")	1.10m (3' 7")
Cowl height	0.50m (1' 8")	0.50m (1' 8")
Cutting height	2mm - 100mm (0.8" - 4")	2mm - 100mm (0.8" - 4")
Cutting capacity	30mm (1.2")	30mm (1.2")
Minimum tractor HP	15hp (12kW)	15hp (12kW)
Power take-off speed	2000rpm	2000rpm
Gearbox	Cast iron housing with integrated enclosed connecting shaft	Cast iron housing with integrated enclosed connecting shaft
Input shaft	1-3/8" Z6	1-3/8" Z6
Gearbox lubricant	EP80-90W or GL-4 / GL-5 oil	EP80-90W or GL-4 / GL-5 oil
Gearbox oil capacity	0.52 litres (0.9 pints)	0.52 litres (0.9 pints)
Cowl construction	All welded construction	All welded construction
Skid construction	Replaceable bolt-on skid	Replaceable bolt-on skid
Flail	Heavy-duty hammer flail	Heavy-duty hammer flail
Flail quantity	44	50
Flail tip speed	50m/s (9842 fpm)	50m/s (9842 fpm)
Rotor diameter	95mm (3.7")	95mm (3.7")
Roller diameter	114mm (4.5")	114mm (4.5")
Number of belts	3	3

SPEARHEAD

📍 Station Road, Salford Priors, Evesham, Worcestershire, WR11 8SW, England 📞 +44 (0)1789 491860

✉ enquiries@spearheadmachinery.com 📧 spearheadmachinery.com 🐦 f SpearheadWorld



Spearhead
is a member of the

Alamo Group