

# SPEARHEAD

## STUBBLE MASTER 1210














The Stubble Master 1210 is a true ‘beast’ extending to 12.1 metre cutting width to deliver the world’s highest output rotary mulching machine suitable for the most demanding arable, aviation and military markets.

Targeted at modern farming practices, controlled traffic farming and large areas where output is of paramount importance the Stubble Master 1210 allows the effective covering of over 120 hectares per day.





The 1210 goes wider with an increase in rotors with seven heavy duty carriers again fitted with a combination of robust ‘angled’ 12mm thick spring steel blades and flat upper blades to ensure mulch quality.

Transport dimensions are maintained within the legal requirements with the machine folding down via an innovative folding mechanism that ensures that the outer wing folds over completely within itself to sit nicely on a robust stowing cradle.

STUBBLE MASTER 1210

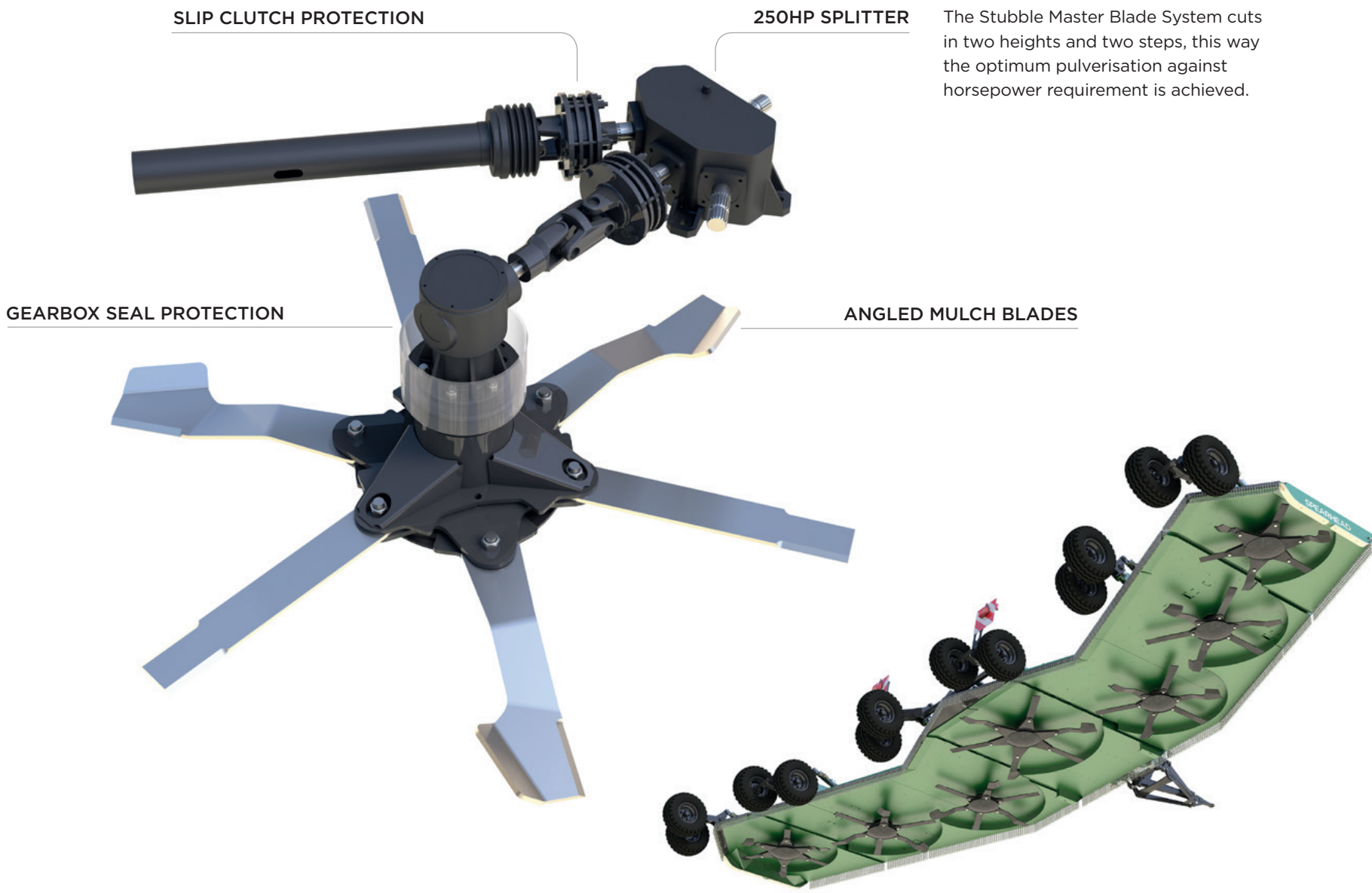

 HP				 HP				
TRACTOR HP	PTO SPEED	TRANSPORT WIDTH	CUTTING WIDTH	GEARBOX RATING	NUMBER OF WHEELS	NUMBER OF ROTORS	NUMBER OF BLADES	CUTTING HEIGHT
240hp	1000rpm	3.00m / 9' 10"	12.10m / 39' 8"	250hp & 116hp	12	7	42	25 - 400mm 1" - 16"

UNIT OPTIONS

-  AIR BRAKES
-  ARAMIDE BELT TYRES
-  MULTICUT TYRES
-  FRONT FLAP KIT

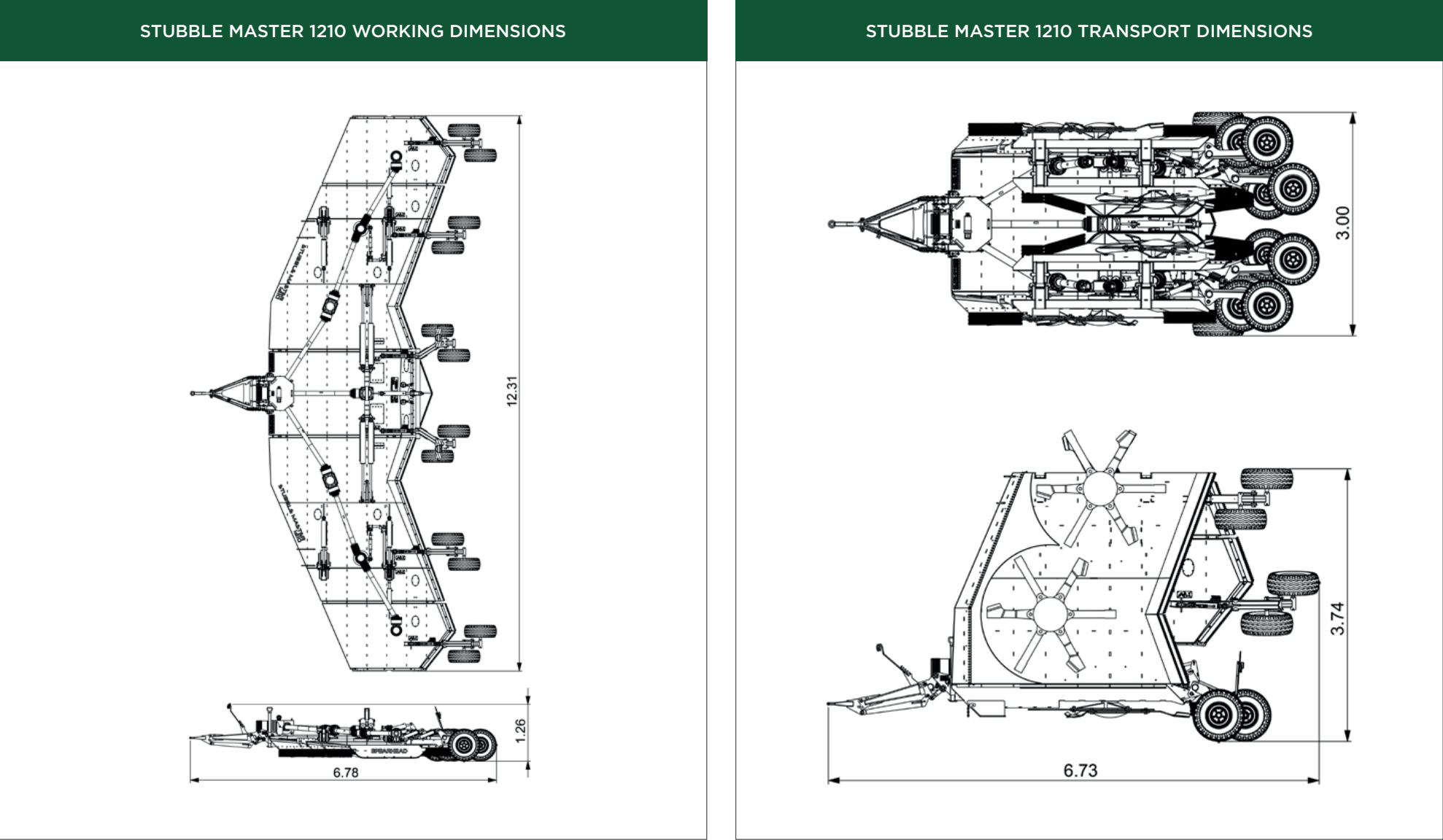






MACHINE		STUBBLE MASTER 1210	
Machine weight*	7750kg / 17086lbs	Gearbox oil capacity [middle and outer rotor gearboxes (x4)]	2.1 litres / 3.7 pints
Hitch	Multi-positional drawbar	Deck construction	All welded construction
Cutting width	12.10m / 39' 8"	Deck material thickness	3mm (1/8")
Working machine width	12.31m / 40' 5"	Side skirt material thickness	6mm (1/4")
Transport machine width	3.00m / 9' 10"	Skid construction	Replaceable bolt on skid shoes
Maximum working length	6.78m / 22' 3"	Anti-scalp dish	5mm (3/16") round pan with blade holder bar
Transport length	6.73m / 22' 1"		
Deck height**	0.26m / 10"	Blades standard (x21)	12mm (1/2") 30 Carbon Boron hardened and tempered. Free swinging high lift - low friction. Handed.
Transport height	3.74m / 12' 4"	Blades Starcut (x21)	12mm (1/2") 30 Carbon Boron hardened and tempered. Free swinging high lift - low friction. Non-handed.
Cutting height	25mm - 400mm (1" - 16")	Blade bolts	M24 C/W shank grade 8.8
Cutting capacity	100mm / 4"	Blade tip speed	88mps / 17322fpm
Recommended tractor HP	240hp / 179kW	Driveline	ASAE Category 10
Wing working angles	15° up / 5° down	Driveline protection	2/4-way slip clutches on rotor gearboxes. Overrun on input shaft
Power take-off speed	1000rpm	Tailwheel mount assemblies	Tubular welded walking axles
Gearbox [splitter]	Cast Iron housing	Tailwheels (x12)	7.00-12 pneumatic tyre with steel hub
Gearbox [rotor gearboxes (x7)]	Cast Iron housing	Front guard	Single chain guards on each deck
Input shaft	1-3/4" Z20 SFT 10 tractor end	Rear guard	Single chain guards on each deck
Gearbox lubricant	EP80-90W or GL-4 / GL-5 oil		
Gearbox oil capacity [splitter gearbox]	2.7 litres / 4.7 pints		
Gearbox oil capacity [centre and inner rotor gearboxes (x3)]	3.5 litres / 6.2 pints		

\*With front and rear single chain guards    \*\* Underside of deck to skid



# SPEARHEAD

📍 Station Road, Salford Priors, Evesham, Worcestershire, WR11 8SW, England

☎ +44 (0)1789 491860

✉ [enquiries@spearheadmachinery.com](mailto:enquiries@spearheadmachinery.com)

🌐 [spearheadmachinery.com](http://spearheadmachinery.com)

🐦 [Spearhead World](#)



designed and built in  
**GREAT BRITAIN** 

Spearhead  
is a member of the

